

PRODUCT SPECIFICATIONS

LED Light Engine Fixture to fixture color consistency within a 2-step MacAdam ellipse • 2700K, 3000K, 3500K, or 4000K color temperatures are available with 80 CRI minimum • 2700K and 3000K are also available with 90 CRI minimum.

Modular Optics 45° cutoff to source and source image.

Reflector Patented architectural wall wash trim provides superior uniformity • .040" aluminum reflector in clear specular, black specular, clear diffuse, white or wheat diffuse finish provides a quiet ceiling.

Trim Style Self Flanged and Flangeless (drywall ceilings only) styles are available

LED Driver Choice of two drivers to accommodate voltages from 120-277 volts AC at 50/60Hz • Dims as low as 1% with most incandescent and electronic low voltage dimmers or 0-10V dimmers • For a list of compatible dimmers, refer to [ACLXLED2-DIM](#) • Power Factor > 0.9 • Field replaceable from above or below ceiling.

Life Rated for 50,000 hrs at 70% lumen maintenance.

Codes/Labels UL and cUL listed for damp or wet locations • Union made.

Remodel Installation Fixture installs from below the ceiling and secured to remodel ring.

Wiring Includes (2) 1/2" knockouts equipped with pryout slots and are compatible with flexible electrical supply only • Supplied with quick connect electrical connectors.


Ceiling Thickness 1/2" – 1 1/2" ceiling standard.

Buy American Act This product is assembled in the USA and meets the Buy America(n) government procurement requirements under FAR, DFARS and DOT regulations. Please refer to www.acuitybrands.com/buy-american for additional information.


Warranty 5-year limited warranty. This is the only warranty provided and no other statements in this specification sheet create any warranty of any kind. All other express and implied warranties are disclaimed. Complete warranty terms located at www.acuitybrands.com/support/warranty/terms-and-conditions

NOTE: Actual performance may differ as a result of end-user environment and application. All values are design or typical values, measured under laboratory conditions at 25°C. Specifications subject to change without notice.

**2" LED UNIVERSAL RECESSED
ADJUSTABLE/DOWNLIGHT/WALL WASH**
800/1200/1500 LUMEN
ROUND ARCHITECTURAL WALL WASH
REMODEL
AX2 AR with 2WW Trim



Self-Flanged



Flangeless



AX2 AR

ORDERING INFORMATION

Example: AX2 AR G2 08LM 30K 80CRI 24D FPC 120 2WW CS SF

HOUSING OPTIONS

Series / Housing Style	Lumens	CCT	CRI	Beam	Driver	Voltage ²	Options
AX2 AR G2 Remodel Universal ADJ/DL/WW	08LM 800 Lumens	27K 2700K	80CRI	24D 24° beam	FPC Phase cut dimming, 1% dim	120 MVOLT (120-277)	NLIGHT ³ nLight dimming pack controls (must be remote mounted)
	12LM 1200 Lumens	30K 3000K	90CRI ¹		ZT 0-10V Dimming, 1% dim		
	15LM 1500 Lumens	35K 3500K					
		40K 4000K					

TRIM OPTIONS

Trim Style	Reflector Finish	Flange Style / Finish	Ceiling Installation
WALL WASH	BS Black Specular	SELF FLANGED	SELF-FLANGED
2WW Architectural Wall Wash	CD Clear Diffuse	SF Flange is same finish as reflector	———— Ceiling 0.5" - 1.5"
	CS Clear Specular	WHSF White, flanged	
	W White Paint	FLANGELESS ⁴	FLANGELESS, GYPSUM
	WTD Wheat Diffuse	FM Flangeless	FMA2R Ceiling 0.5" - 1.5"

NOTES

Ordering Notes
¹ 90CRI available on 27K and 30K only. ⁴ Flangeless trims in drywall ceilings must specify ceiling installation (FMA2R).
² MVOLT standard on ZT. 120 standard on FPC.
³ NLIGHT compatible with ZT only.


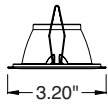
2" LED UNIVERSAL RECESSED ADJUSTABLE/DOWNLIGHT/WALL WASH 800/1200/1500 LUMEN ROUND ARCHITECTURAL WALL WASH REMODEL AX2 AR with 2WW Trim

TRIM SELECTION

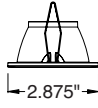
2WW Architectural Wall Wash



Self-Flanged



Flangeless



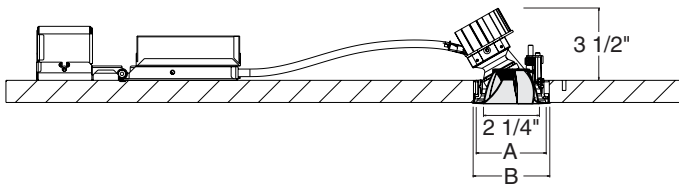
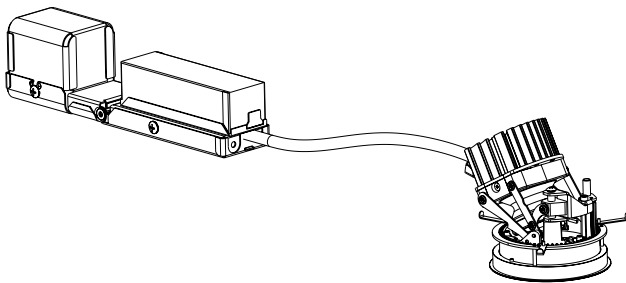
ACCESSORIES

Cat. #	Description
IIS 35 HE	Up to 35W Remote Mount Micro Inverter (AX2SQ 2A G2 15LM and AX2SQ 3A G2 12LM Excluded)
<i>To order, specify catalog number.</i>	

Lumen Package	08LM			12LM			15LM		
	FPC	ZT		FPC	ZT		FPC	ZT	
Voltage	120	120	277	120	120	277	120	120	277
Input Power	10.0	9.9	10.1	14.7	14.3	14.3	17.3	16.5	16.4
Input Current	0.08	0.08	0.04	0.12	0.12	0.06	0.14	0.14	0.06
Frequency	50/60Hz			50/60Hz			50/60Hz		
Power Factor	0.99	0.99	0.9	0.99	0.99	0.92	0.99	0.99	0.92

DIMENSIONS

REMODEL



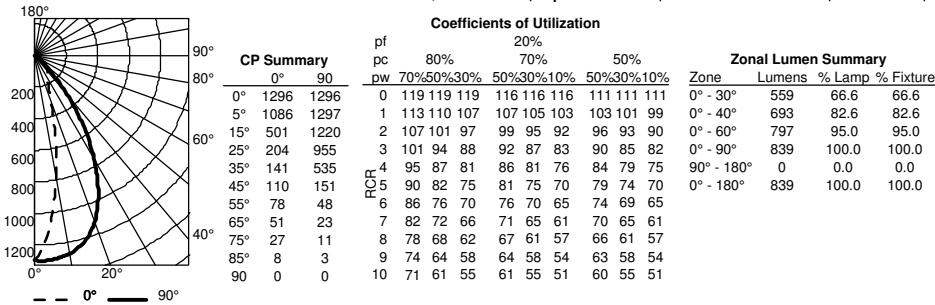
Trim Style	Cutout Size (A)	Trim O.D. (B)
Self Flanged Trims	2.953" (75mm)	3.20"
Flangeless Trims (Drywall Ceiling)	3"	2.875"

Note: An accurate hole saw is recommended for best results.

2" LED UNIVERSAL RECESSED ADJUSTABLE/DOWNLIGHT/WALL WASH 800/1200/1500 LUMEN ROUND APERTURE REMODEL AX2 AR with 2WW Trim

PHOTOMETRICS

AX2 DR G2 15LM 30K 80CRI 24D FPC 120 2WW CD, 3000K LEDs, input watts: 17.3, delivered lumens: 841, LM/W = 49, test no. PT07172516, tested in accordance to IESNA LM-79



FOOTCANDLES ON WALL FROM MULTIPLE FIXTURES

Fixture Distance to Wall		18"						24"					
Fixture Centers (spacing)		18"			24"			18"			24"		
DISTANCE FROM CEILING	1'	25	25	25	21	19	21	16	16	16	13	13	13
	2'	34	34	34	26	26	26	26	26	26	21	21	21
	3'	27	27	27	21	21	21	24	24	24	19	19	19
	4'	23	24	23	19	19	19	20	20	20	16	16	16
	5'	22	22	22	18	18	18	18	18	18	15	15	15
	6'	20	20	20	16	17	16	17	18	17	14	15	14
	7'	18	18	18	15	15	15	16	17	16	14	14	14
	8'	15	16	15	13	14	13	15	15	15	13	14	13
	9'	12	13	12	11	11	11	13	13	13	11	11	11

Photometry is at 3000K CCT

LUMEN OUTPUT MULTIPLIERS

Color Temperature	CRI	Multiplier
2700K	80	0.95
3000K	80	1.00
3500K	80	1.05
4000K	80	1.10

Color Temperature	CRI	Multiplier
2700K	90	0.83
3000K	90	0.87

Lumen Package	Multiplier
800	0.58
1200	0.86
1500	1.00